

Reception Newsletter

Summer term 1

Welcome back to Reception, we hope you enjoyed your half term break! We can't believe that we are now in the Summer term, how this year is flying by!

Our learning

This half term our topic is called 'Oh the places we'll go!'



We will be exploring different types of transport and thinking about the places we have visited and would like to visit.

In Phonics we will be continuing to learn set 1 and 2 sounds and ditties. We will also be sending home reading books to children who have reached the reading level.

In Maths we will be learning how to count on and back, looking at numbers to 20 and considering numerical patterns.

PE

PE will continue to be every Wednesday morning for both Reception classes. Please ensure that children are wearing the appropriate kit and that earrings are removed or covered with a plaster (this must be done at home).

This half term we will be studying Multiskills in our PE lessons.



Uniform

Could you please ensure that children are wearing the correct school uniform every day. We are seeing lots of children wearing slogan jogging bottoms and t-shirts.

The photo below shows what is acceptable for children to wear for school and on PE days.



As we hopefully see more warmer weather children will also need to bring a hat and a named water bottle every day!

Attendance

Please ensure that you are on time when bringing your child to school. The gates close at 8.50am so any arrival after this time is classed as late. We are already experiencing a number of lates! This can be very distressing for the children and can also mean that they miss out on their adult group time. The times for Reception are as follows:

Arrive 8.45am

Pick up 3.15pm



Outdoor equipment

Please be advised that the play equipment in the Early Years playground is for Reception children to use during school hours ONLY.

We are seeing a lot of children using the equipment whilst waiting to come in to class and siblings are joining them.

Please keep your children OFF the equipment!

Home learning

Please continue to read regularly with your child and practice saying, reading and writing the Read, Write, Inc sounds attached below.

We would also like children to explore the different ways of making 10 (number bonds). There is an excellent online game called Save the Whale which will help them learn different number bonds to 10.



























www.ictgames.com/saveTheWhale/index.html



Thank you for your continued support!

The Reception Team

My Sound Mat

								
<p>Maisey mountain mountain</p>	<p>Around the apple, down the leaf</p>	<p>Slither down the snake</p>	<p>Round his bottom, up his tall neck and down to his feet</p>	<p>Down the tower, across the tower</p>	<p>Down the body, dot for the head</p>	<p>Down Nobby and over his net</p>	<p>Down the plait and over the pirate's face</p>	<p>Round her face, down her hair and give her a curl</p>
								
<p>All around the orange</p>	<p>Curl around the caterpillar</p>	<p>Down the kangaroos body, tail and leg</p>	<p>Down and under, up to the top and draw a puddle</p>	<p>Down the laces, to heel, round the toe</p>	<p>Down the stem and draw the leaves</p>	<p>Lift off the top and scoop out the egg</p>	<p>Down the long leg</p>	<p>Down the head, to the hooves and over his back</p>
								
<p>Down his back, then curl over his arm</p>	<p>Down the body, curl and dot</p>	<p>Down a wing, up a wing</p>	<p>Down a horn, up a horn and under his head</p>	<p>Down up, down up</p>	<p>Zig-zag-zig</p>	<p>Round her head, up past her earrings and down her hair</p>	<p>Down the arm and leg, repeat the other side</p>	